


Food Access Currencies

Farmers Market Training Kit



LEAVENWORTH COMMUNITY FARMERS MARKET
2024 SPONSORS

ARTISAN BOOTH SPONSOR: Posy

MARKET EVENTS SPONSOR: Rhin Haus

TITLE FARM TO TABLE SPONSOR: LOVE LEAVENWORTH

MUSIC SPONSORS: LEAVENWORTH CLASSICAL SOCIETY, SOUTH

KIDS BOOTH SPONSOR: DR'S SWEET SHOPPE

TITLE MARKET SPONSOR: LEAVENWORTH BOUTIQUE, Remy, BAVARIAN LODGE

THE STOLL GROUP, SLEEPING LADY, CHELAN COUNTY, ICICLE CREEK CENTER FOR THE ARTS, ALPINE OTHER, MIKE WEST, PLOO, ICBBS



VENDOR RAFFLE
1st ticket FREE



Northwest Washington **Farmers Markets**

verduras y frutas / légumes et fruits

LEAVENWORTH & CASHMERE **MERCADO DE AGRICULTORES**

LEAVENWORTH & CASHMERE **FARMERS MARKETS**

WASHINGTON STATE **FARMERS MARKET DIRECTORY**
MAY 2023 - APRIL 2024

LEAVENWORTH COMMUNITY FARMERS MARKET / CASHMERE COMMUNITY FARMERS MARKET

DOMINGOS / Día de la Madre

WASHFARM / WASHINGTON STATE FARMERS MARKET ASSOCIATION

HOW TO USE ALTERNATE CURRENCIES

LEARN KEY

SNAP MARKET MATCH

SENIOR FARMER DISCOUNTS

WIC FARMER DISCOUNTS





Senior FMNP “App” Washington

Senior Farmers Market Nutrition Program



How to Get the
Senior Farmers
Market Nutrition
Program (SFMNP)
Shopper App

On your mobile device:

1. Search your app store (see below) for “SFMNP app”.

Apple

Phone/Device



Android

Phone/Device



2. Select **Install**.
3. Select **Washington**.



4. Register your **SFMNP card**.
5. As needed, select **Settings**, and set the **language**.
6. You are now ready to use the app!

App Features



My Benefits – Will show your current benefit balance.



Purchase History – Will show any purchases made.



QR Code – This code is what you use at the market to make a purchase.



Information and Help

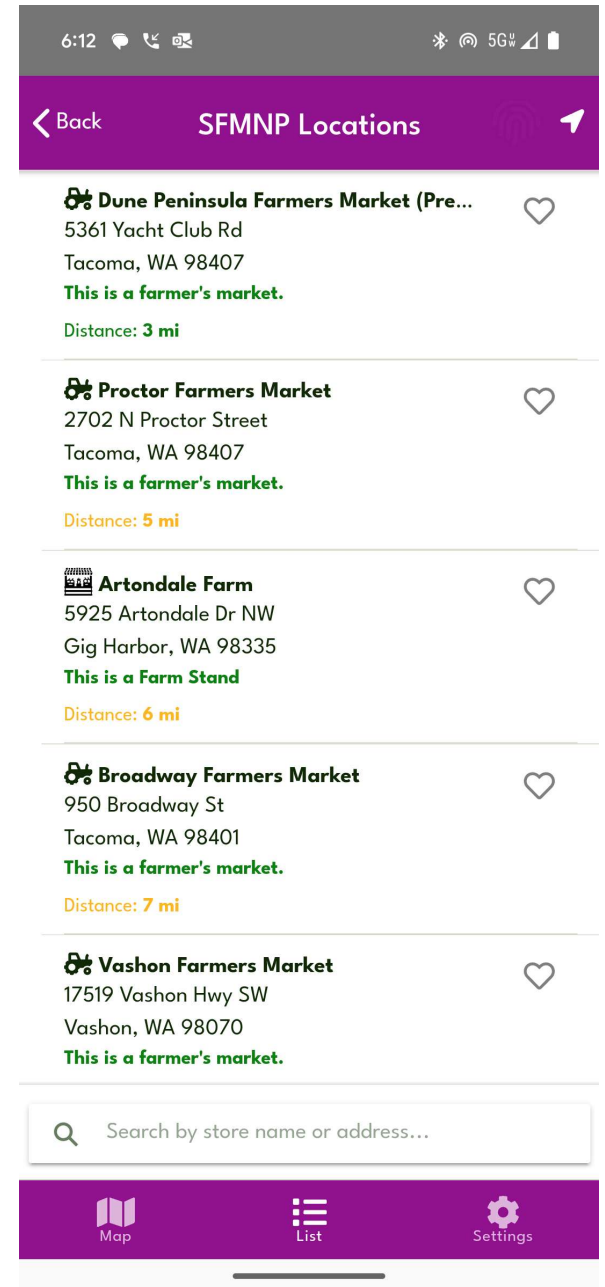
- Eligible food items allowed.
- How to use or track your benefits.
- Who to contact when you need help.



SFMNP Vendors – Find a SFMNP authorized market or farm store near you.



Look for vendors displaying the sign “**WIC and Senior Farmers Market Benefits Welcome Here!**”





WIC Shopper “App”

National



USE THE APP TO:

- Keep track in **My Benefits**.
- Scan foods using **Scan Barcode** to see if a food is WIC allowed.
- View the **WIC Allowable Food** list to see what to Buy or Don't Buy.
- Use **I couldn't buy this!** to report a food you think is WIC allowed.
- Look for **Yummy Recipes**.
- Get simple tips in **Life Hacks!**
- Find a **WIC office** or a **WIC store**.
- Use the **Produce Calculator** and **Cereal Calculator** while you shop.

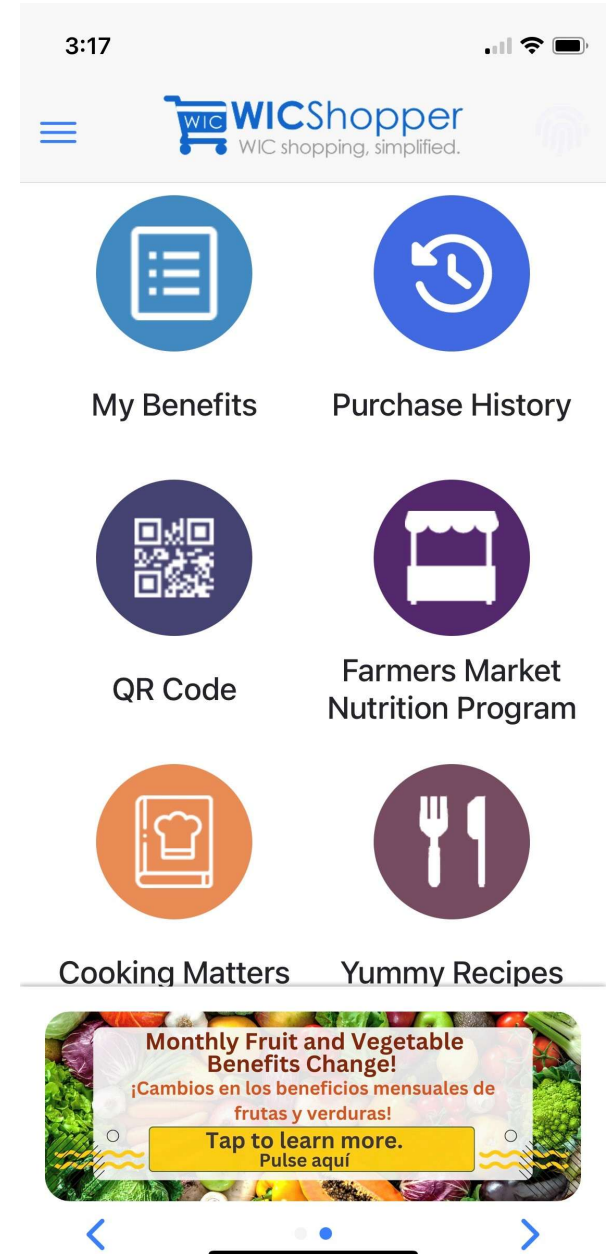
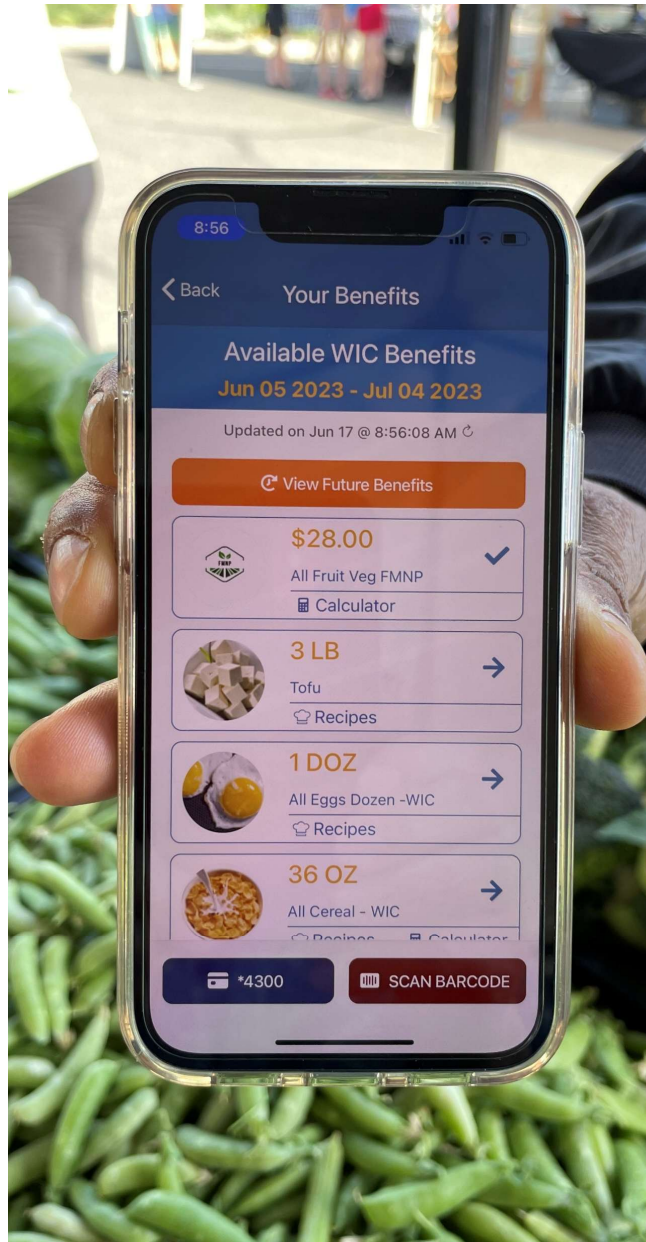
HOW TO INSTALL THE APP:

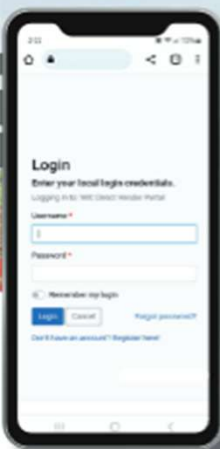
Download **WICshopper** from your app store.



WASHINGTON **wic** Select **Washington**.

Share this





VENDOR PORTAL

SIGN INTO THE PORTAL

1. Using the internet browser on your smartphone, go to <https://vendors.cdpehs.com>.
2. Type your **Username** and **Password**.
NOTE: If you would like to save your login credentials, click **Remember My Login**.
3. Tap **Login**. You are signed in and the Vendor Profile displays.

FORGOT YOUR PASSWORD?

1. Click **Forgot Password**. Type in your **Username** and click **Reset**. An email will be sent to the address on file for that username.
2. Follow the instructions in the email to reset your password.

DON'T HAVE AN ACCOUNT?

Click **Don't have an account? Register here!** and follow the instructions on your screen.

GROWER SUPPORT

WIC CVB, WIC FMNP & SFMNP VENDOR PORTAL

1(800) 841-1410

FMNPTeam@doh.wa.gov

This institution is an equal opportunity provider.
Washington WIC doesn't discriminate.
To request this document in another format, call
1-800-525-0127. Deaf or hard of hearing customers,
please call 711 (Washington Relay) or email
civil.rights@doh.wa.gov



DOH-960-384 May 2023



